


Introductory sub-table (I)(a)

Name of the Company: DEEP INDUSTRIES LIMITED			
Scrip Code, Name of the scrip, class of security: 532760			
Quarter ended: 31st March, 2012			
Partly paid-up shares:-			
	No. of partly paid-up shares	As a % of total no. of partly paid-up shares	As a % of total no. of shares of the company
Held by promoter/promoter group	N.A.	N.A.	N.A.
Held by public	N.A.	N.A.	N.A.
Total - D	N.A.	N.A.	N.A.
Outstanding convertible securities:-			
	No. of outstanding securities	As a % of total no. of outstanding convertible securities	As a % of total no. of shares of the company, assuming full conversion of the convertible securities
Held by promoter/promoter group	N.A.	N.A.	N.A.
Held by public	N.A.	N.A.	N.A.
Total - E	N.A.	N.A.	N.A.
Warrants:-			
	No. of warrants	As a % of total no. of warrants	As a % of total no. of shares of the company, assuming full conversion of warrants
Held by promoter/promoter group	1375000	100	5.24%
Held by public	N.A.	N.A.	N.A.
Total - F	1375000	100	5.24%
Total paid-up capital of the company, assuming full conversion of warrants and convertible securities	26250000		100.00%




Statement Showing Shareholding Pattern

Table (I)(a)

Category code	Category of Shareholder	Number of Shareholders	Total number of shares	Number of shares held in dematerialized form	Total shareholding as a percentage of total number of shares		Shares Pledged or otherwise encumbered	
					As a percentage of(A+B) ¹	As a percentage of (A+B+C)	Number of shares	As a percentage
(I)	(II)	(III)	(IV)	(V)	(VI)	(VII)	(VIII)	(IX)= (VIII)/(IV)*100
(A)	Shareholding of Promoter and							
1	Indian							
(a)	Individuals/ Hindu Undivided Family*							
		12	3249070	3249070	13.0616	13.0616	0	0.0000
(b)	Central Government/ State Government(s)	0		0	0.0000	0.0000	0	0.0000
(c)	Bodies Corporate	6	11011080	11011080	44.2656	44.2656	0	0.0000
(d)	Financial Institutions/ Banks	0	0	0	0.0000	0.0000	0	0.0000
(e)	Any Others(Specify)	0	0	0	0.0000	0.0000	0	0.0000
	Sub Total(A)(1)	18	14260150	14260150	57.3272	57.3272	0	0.0000
2	Foreign							
a	Individuals (Non-Residents Individuals/ Foreign Individuals)	0	0	0	0.0000	0.0000	0	0.0000
b	Bodies Corporate	0	0	0	0.0000	0.0000	0	0.0000
c	Institutions	0	0	0	0.0000	0.0000	0	0.0000
d	Any Others(Specify)	0	0	0	0.0000	0.0000	0	0.0000
	Sub Total(A)(2)	0	0	0	0.0000	0.0000	0	0.0000
	Total Shareholding of Promoter and	18	14260150	14260150	57.3272	57.3272	0	0.0000
(B)	Public shareholding							
1	Institutions							
(a)	Mutual Funds/ UTI	2	592699	592699	2.3827	2.3827	0	0.0000
(b)	Financial Institutions Banks	0	0	0	0.0000	0.0000	0	0.0000
(c)	Central Government/ State Government(s)	0	0	0	0.0000	0.0000	0	0.0000
(d)	Venture Capital Funds	0	0	0	0.0000	0.0000	0	0.0000
(e)	Insurance Companies	0	0	0	0.0000	0.0000	0	0.0000
(f)	Foreign Institutional Investors	1	42190	42190	0.1696	0.1696	0	0.0000
(g)	Foreign Venture Capital Investors	0	0	0	0.0000	0.0000	0	0.0000
(h)	Any Other (specify)	0	0	0	0.0000	0.0000	0	0.0000
	Sub-Total (B)(1)	3	634889	634889	2.5523	2.5523	0	0.0000
B 2	Non-institutions							
(a)	Bodies Corporate	277	2850961	2850961	11.4611	11.4611	2665	0.0860
(b)	Individuals							
I	Individuals -i. Individual shareholders holding nominal share capital up to Rs 1 lakh	11474	3704091	3703980	14.8908	14.8908	12331	0.3329
II	ii. Individual shareholders holding nominal share capital in excess of Rs. 1 lakh.	45	2847626	2847626	11.4477	11.4477	14000	0.4916
(c)	Any Other (specify)				0.0000	0.0000		
(c-i)	Clearing Member	124	463243	463243	1.8623	1.8623	0	0.0000
(c-ii)	Non Resident Indians(REPAT)	106	99332	99332	0.3993	0.3993	0	0.0000
	Non Resident Indians (NON REPAT)	31	14708	14708	0.0591	0.0591		
	Sub-Total (B)(2)	12057	9979961	9979850	40.1204	40.1204	28996	0.9105
(B)	Total Public Shareholding (B)= (B)(1)+(B)(2)	12060	10614850	10614739	42.6728	42.6728	28996	0.9105
	TOTAL (A)+(B)	12078	24875000	24874889	100.0000	100.0000	28996	0.9105
(C)	Shares held by Custodians and against which Depository Receipts have been issued							
1	Promoter and Promoter Group	0	0	0	0.0000	0.0000	0	0.0000
2	Public	0	0	0	0.0000	0.0000	0	0.0000
	Sub-Total (C)	0	0	0	0.0000	0.0000	0	0.0000
	GRAND TOTAL (A)+(B)+(C)	12078	24875000	24874889	100.0000	100.0000	28996	0.9105

*NOTE: 13,75,000 Warrants has been converted into Shares as on 28.03.2012 and post listing application is under process for 13,75,000 shares on stock exchanges.




(I)(b) Statement showing holding of securities (including shares, warrants, convertible securities) of persons belonging to the category "Promoter and Promoter Group and PAC(Person Acting in Concert) "

Sr. No.	Name of the shareholder	Details of Shares held		Encumbered shares (*)			Details of warrants		Details of convertible securities		Total shares (including underlying shares assuming full conversion of warrants and convertible securities) as a % of diluted share capital
		Number of shares held	As a % of grand total (A)+(B)+(C)	No.	As a percentage	As a % of grand total (A)+(B)+(C) of sub-clause (I)(a)	Number of warrants held	As a % total number of warrants of the same class	Number of convertible securities held	As a % total number of convertible securities of the same class	
(I)	(II)	(III)	(IV)	(V)	(VI)=(V)/(III)*100	(VII)	(VIII)	(IX)	(X)	(XI)	(XII)
1	Kanvel Finance Pvt Ltd	2326000	9.35	0	0.00	0.00	0	0	0	0	8.860952381
2	Savla Enterprise Pvt Ltd	2277000	9.15	0	0.00	0.00	0	0	0	0	8.674285714
3	Kanvel Finance Pvt Ltd	2265080	9.11	0	0.00	0.00	0	0	0	0	8.62887619
4	Prabhavati Properties Pvt Ltd	1892500	7.61	0	0.00	0.00	0	0	0	0	7.20952381
5	Adinath Exim Resources Ltd	1228000	4.94	0	0.00	0.00	0	0	0	0	4.678095238
6	Yash Organochem Pvt Ltd	1022500	4.11	0	0.00	0.00	0	0	0	0	3.895238095
7	Kantilal Velji Savla	695800	2.80	0	0.00	0.00	0	0	0	0	2.650666667
8	Rupesh Kantilal Savla	584395	2.35	0	0.00	0.00	687500	50	0	0	4.845314286
9	Kantilal Velji Savla	331000	1.33	0	0.00	0.00	0	0	0	0	1.260952381
10	Prabhaben Kantilal Savla	183000	0.74	0	0.00	0.00	0	0	0	0	0.697142857
11	Rita Keval Shah	50000	0.20	0	0.00	0.00	0	0	0	0	0.19047619
12	Shantilal Murjibhai Savla	26500	0.11	0	0.00	0.00	0	0	0	0	0.100952381
13	Avni Dharen Savla	2100	0.01	0	0.00	0.00	0	0	0	0	0.008
14	**Dharen Shantilal Savla	400725	0.00	0	0.00	0.00	0	0	0	0	1.526571429
15	** Paras Shantilal Savla	400550	0.00	0	0.00	0.00	0	0	0	0	1.525904762
16	Sheetal Rupesh Savla	0	0.00	0	0.00	0.00	687500	50	0	0	2.619047619
17	** Manoj Shantilal Savla	200000	0.80	0	0.00	0.00	0	0	0	0	0.761904762
18	** Mita Manoj Savla	200000	0.80	0	0.00	0.00	0	0	0	0	0.761904762
19	** Shail Manoj Savla	175000	0.70	0	0.00	0.00	0	0	0	0	0.666666667
							0	0	0	0	
TOTAL		14260150	57.33	0	0.00	0.00	1375000	100	0	0	59.56247619

(*) The term "encumbrance" has the same meaning as assigned to it in regulation 28(3) of the SAST Regulations, 2011

**NOTE: 13,75,000 Warrants has been converted into Shares as on 28.03.2012 and post listing application is under process for 13,75,000 shares on stock exchanges.




(I)(c)(i) Statement showing holding of securities (including shares, warrants, convertible securities) of persons belonging to the category "Public" and holding more than 1% of the total number of shares

Sr. No.	Name of the shareholder	Number of shares held	Shares as a percentage of total number of shares {i.e., Grand Total (A)+(B)+(C) indicated in Statement at para (I)(a) above}	Details of warrants		Details of convertible securities		Total shares (including underlying shares assuming full conversion of warrants and convertible securities) as a % of diluted share capital
				Number of warrants held	As a % total number of warrants of the same class	Number of convertible securities held	% w.r.t total number of convertible securities of the same class	
1	H N Organisers and Developers LLP	920000	3.70	0	0	0	0	3.504761905
2	SDK Securities Pvt Ltd	668405	2.69	0	0	0	0	2.546304762
3	DSP Blackrock Natural Resources and New ENERGY Fund AAJD0430B	592699	2.38	0	0	0	0	2.257900952
4	Uday Hasmukhlal Vora	520006	2.09	0	0	0	0	1.980975238
5	Dhiren Hasmukhlal Vora	520000	2.09	0	0	0	0	1.980952381
7	R L Tradecom Pvt Ltd	405800	1.63	0	0	0	0	1.545904762
6	Hitesh Harkhchand Vora	345000	1.39	0	0	0	0	1.314285714
8	Aggarwal Rakesh	297000	1.19	0	0	0	0	1.131428571
9	Sharekhan Limited AACSS096H	250685	1.01	0	0	0	0	0.954990476
	TOTAL	4519595	18.17	0	0	0	0	17.21750476

(I)(c)(ii) Statement showing holding of securities (including shares, warrants, convertible securities) of persons (together with PAC) belonging to the category "Public" and holding more than 5% of the total number of shares of the company

Sr. No.	Name(s) of the shareholder(s) and the Persons Acting in Concert (PAC) with them	Number of shares	Shares as a percentage of total number of shares {i.e., Grand Total (A)+(B)+(C) indicated in Statement at para (I)(a) above}	Details of warrants		Details of convertible securities		Total shares (including underlying shares assuming full conversion of warrants and convertible securities) as a % of diluted
				Number of warrants	As a % total number of warrants of the same class	Number of convertible securities held	% w.r.t total number of convertible securities of the same class	
1	N.A.	N.A.	N.A.	N.A.	N.A.	N.A.	N.A.	N.A.
	TOTAL	N.A.	N.A.	N.A.	N.A.	N.A.	N.A.	N.A.



(I)(d) Statement showing details of locked-in shares

Sr. No.	Name of the shareholder	Number of locked-in shares	Locked-in shares as a percentage of total number of shares (i.e., Grand Total (A)+(B)+(C) indicated in Statement at para (I)(a) above)
1	Kanvel Finance Pvt Ltd	1750000	7.0352
2	Prabhavati Properties Pvt Ltd	1750000	7.0352
3	Rupesh Kantilal Savla	584395	2.3493
4	Dharen Shantilal Savla	725	0.0029
5	Paras Shantilal Savla	550	0.0022
	TOTAL	4085670	16.4248

(II)(a) Statement showing details of Depository Receipts (DRs)

Sr. No.	Type of outstanding DR (ADRs, GDRs, SDRs, etc.)	Number of outstanding DRs	Number of shares underlying outstanding DRs	Shares underlying outstanding DRs as a percentage of total number of shares (i.e., Grand Total (A)+(B)+(C) indicated in Statement at para (I)(a) above)
1	N.A.	N.A.	N.A.	N.A.
	TOTAL	N.A.	N.A.	N.A.

(II)(b) Statement showing holding of Depository Receipts (DRs), where underlying shares held by "promoter/promoter group" are in excess of 1% of the total number of shares

Sr. No.	Name of the DR Holder	Type of outstanding DR (ADRs, GDRs, SDRs, etc.)	Number of shares underlying outstanding DRs	Shares underlying outstanding DRs as a percentage of total number of shares (i.e., Grand Total (A)+(B)+(C) indicated in Statement at para (I)(a) above)
1	N.A.	N.A.	N.A.	N.A.
	TOTAL	N.A.	N.A.	N.A.

